

Ultra-compact and designed for craftsmen, the PROTIG 161 DC (160 A) ensures high quality welding on mild and stainless steels thanks to its advanced secondary regulation. Its ergonomic interface makes settings adjustment easy and intuitive.



OPTIMISED DC WELDING

- **Secondary regulation:** ensures optimum arc stability and constant current in all positions.
- **TIG DC :** provides quality welding on all ferrous materials such as steel, stainless steel but also copper and its alloys...
- **TIG DC Pulse :** controls the temperature of the molten bath, limits deformation and thus allows the assembly of thin sheets from 0.3 mm.
- **SPOT :** Fast and precise spot welding, ideal before welding thin sheet metal.
- **2 types of start-up :** HF (without contact) or LIFT (with contact) for electro-sensitive environments.
- **3 trigger modes :** 2T, 4T and 4T LOG.
- **Automatic torch detection:** compatible with latch torches and double button.



MMA WELDING

- **MMA :** Basic and Rutile electrodes (up to Ø 4 mm)
- **MMA Pulse :** helps welding in a vertical upright position (pipes/pipeline...)
- **3 integrated welding supports:**
 - Antisticking : reduces the risk of the electrode sticking if it comes into contact with the workpiece.
 - Hot Start : makes the arcing easier and can be adjusted in seconds according to the type of metal
 - Arc Force : Punctual increase of the current in difficult welding situations.

Supplied with			
062054	✓	✓	✓
066649	without accessories		

INTUITIVE

- **Displays current/voltage** during and after welding (WPS/PQR).
- **Save 10 programs** for each process, for a perfect reproducibility of your welds.
- **Intelligent ventilation management** to reduce power consumption, dust extraction and substation noise.



- pre-gas / post-gas
- upslope time
- welding current
- hot / cold current
- pulse frequency
- downslope time
- ...

STURDY

- **Reinforced body** and shockproof rubber pads on the corners.
- Light (7.5 kg), compact and easy to move on-site.
- Protected against overvoltage up to 400 V (PROTEC 400).


ACCESSORIES (options)



SR26L - 8 m
046184



SR26DB - 8 m
038271



Consumables box
for Torch TIG17
044678



On-Site Case IP67
060432

50/60 Hz	I ₂ TIG A	I ₂ MMA A	INTEGRATED TECHNOLOGY			TIG			MMA			U ₀ V	mm ²	cm	kg	IP	Protected & compatible power generator (+/-15%)		
			PULSE	AIP	SR	EN 60974-1 (40°C)			EN 60974-1 (40°C)										
						IA (60%)	X% (I ₂ max)	100%	IA (60%)	X% (I ₂ max)	100%								
230 V - 1~	16	10 → 160	10 → 160	0.1 → 100 Hz	▪	▪	105 A	20 %	95 A	95 A	15 %	80 A	92	35/50	36 x 16 x 28 cm	7.5	IP 21	6 kW	7.5 kVA