

Its integrated electronics allows constant welding power for a very soft fusion induced to its direct current. Suitable for all types of electrodes such as steel, stainless steel or cast iron, it is ideal for intensive use by the public or the trade, it can also be used for precision work in TIG Lift and MMA Pulse.

ARC QUALITY

- Remarkable arc performance, basic electrodes will not longer be a problem.
- Very good penetration and perfect arc stability.

PROFESSIONAL

- Delivered in a case with earth clamp and electrode holder.
- With an IP21 protection rate, it is suitable for outdoor work on site.

CONTROLLED POWER

- Low consumption of 16A-230V, it can be used everywhere.
- Not affected by mains fluctuations or arc length.
- Protected and compatible with a Generator 6Kw (7,5Kva)

FEATURE




TIG Lift :

- For the meticulous work on thin metal sheets
- Easy start
- Finish quality
- Downslope auto

MMA PULSE

MMA Pulse : Developed for pipe welding as well as vertical welding.



Delivered in a case with:
 • earth clamp (1.6m / ø16mm²)
 • electrode holder (2m / ø16mm²)

OPTIONS ((ref 044425):
TIG TORCH:
 Length : 4 m
 Connector 10/25 mm²



INVERTER TECHNOLOGY

ADJUSTABLE HOT START :

Oversupply of power at the start


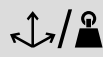

ANTISTICKING :

Reduction of the current to remove the electrode

ARC FORCE : Occasional current rise



Tested against overvoltages up to 400V, it can be used with a power generator thanks to the Protec 400 technology.

50/60hz	-AM-	I ₂									EN60974-1 (40°C)		U ₀		
		TIG	MMA	ø1.6	ø2	ø2.5	ø3.2	ø4	ø5	I _A (60%)	X% (I ₂ max)	cm/kg			
230V 1~	16A	10-160A		62	50	47	45	23	-	90A	160A 14%	72V	19x25x13.4 3.7	6 kW 7.5 kVA	