

The GYSFLASH Lithium 6.12 (6 A) is an advanced charger specifically designed to charge and maintain the 12 V Lithium-Fer Phosphate batteries (LiFePO4). It features an unique 8 steps charging curve with EBS technology for a fast and safe charge.

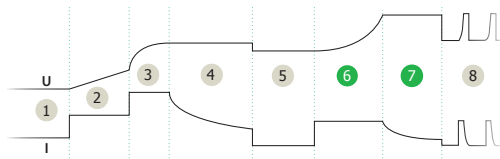
IDEAL FOR CARS & MOTORBIKES

- **Designed for 12 V lithium fer phosphate batteries from 1.2 to 125 Ah**, or for maintenance charging up to a 170 Ah.
- **2 charge modes :**
 - 🏍️ (4 A) : designed for charging small batteries, from 1.2Ah to 15Ah.
 - 🚗 (6 A) : designed for charging batteries, from 15 Ah to 125 Ah.
- **Maintenance charge**, the charger can remain plugged in indefinitely during winter to maintain the health of the battery. The «Auto Restart» function means that the charger will memorise the settings and restart automatically in the event of a power cut.
- **CAN BUS compatibility** for motorbikes equipped with a 12V socket : charges automatically (no monitoring required) and safely without the key in the ignition (optional cable).

100% OPTIMISED CHARGE

- Specific 8 steps charging curve no monitoring required.
- Extend performance and lifetime of the LiFePO4 batteries.
- **EBS technology** (Equalizing Battery System) to ensure the perfect balancing of battery cells.
- **«UVP* Wake up» function** : reactive a protection battery due to a deep discharge and start automatically the charge.

*UVP : Under Voltage Protection



- Analyse
- Recovery
- Charge
- Absorption
- Test
- Complement
- Balancing
- Floating charge






SAFETY

- **Protection of the vehicle's on-board electronics:** protection against short circuits, polarity reversal and overcharging. Spark prevention system.
- **Automatic stand-by mode** if the battery is disconnected.
- **Integrated temperature sensor** to prevent internal electronics' overheating.
- **Simplified interface** to prevent user errors.

ERGONOMIC

- Battery charge from 2 V.
- Ultra-compact design and light.
- Connection with quick and waterproof connector.
- Resistant to dust and liquid ingress (IP65).
- Can be wall mounted on a wall.

Supplied with:

-  Clamps (45 cm)
-  Eyelets - M6 (45 cm)
-  Male connector (145 cm)

ACCESSORIES



Extension
2.5 m - 029057



Cigarette lighter kit - CAN BUS
35 cm - 029439



















Charging indicator
56 cm



029149 | M6 | 029200



Eyelet connector
45 cm - M6
029194

															
220-240 V AC	90 W	6 A	12 V	1.2 < 125 Ah	1.2 < 170 Ah	<0.4 Ah/month	<150 mV Rms	IU ₀ U	8 step	0.77	190 x 100 x 52	195 x 365 x 70	✓	IP 65	2 m